







PROUDLY FINISHED WITH
SHERWIN-WILLIAMS
COATINGS


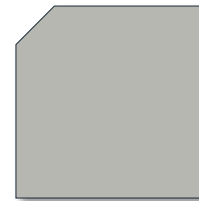

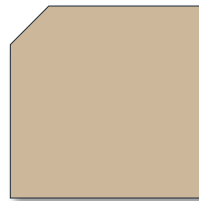
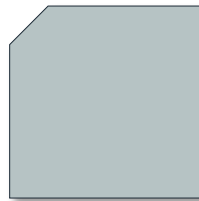
Allura Spectrum® Color	Sherwin-Williams® Color Nº	DUO-SIL ULTRA® Color Code	OSI QUAD® MAX Nº	OSI QUAD® Nº
Accessible Beige	7036	30607	461	461
Agreeable Gray	7029	37029	458	NA
Alabaster	7008	30103	492	492
Analytical Gray	7051	30612	403	403
Anonymous	7046	37046	313	313
Black Fox	7020	32479	296	296
Connected Gray	6165	30105	750	750
Creamy	7012	37012	015	NA
Downing Slate	2819	32468	529	529
Evergreen Fog	9130	31103	NA	733
Gale Force	7605	33524	849	849
Gray Clouds	7658	39084	517	517
Iron Ore	7069	32466	545	545
Macadamia	6142	36142	NA	407
Morris Room Gray	0037	30118	486	486
Naval	6244	32964	843	NA
Niebla Azul	9137	39137	844	844
Olive Grove	7734	37734	762	NA
Peppercorn	7674	32939	581	581
Pewter Tankard	0023	30118	307	307
Pure White	7005	30001	005	005
Toile Red	0006	30006	NA	937
Tricorn Black	6258	33003	009	NA
Urbane Bronze	7048	32479	563	NA
Virtual Taupe	7039	37039	277	277

This Technical Bulletin is provided for informational purposes and intended as a guideline and is not intended to be a warranty or promise as to product performance. Please refer to Allura's applicable written installation instructions and Limited Warranties for more information. Please comply with applicable building codes effective in the city, state, or town where the installation is occurring. In the event there are discrepancies between Allura's installation instruction and applicable building code, adhere to the requirement that is more stringent. Failure to do so may violate laws, affect product performance, result in personal injury, and may affect warranty coverage. Compliance with local building codes, regulations, and standards is the responsibility of the installer. Any information or assistance provided by Allura in relation to specific projects must be approved by the relevant specialists engaged for the project eg, builder, architect, or engineer.










Allura Spectrum®	Pure White	Alabaster	Creamy	Agreeable Gray	Accessible Beige
Sherwin-Williams® N°	7005	7008	7012	7029	7036
DUO-SIL ULTRA®	30001	30103	37012	37029	30607
OSI QUAD® MAX	005	492	015	458	461
OSI QUAD®	005	492	NA	NA	461



Allura Spectrum®	Niebla Azul	Macadamia	Analytical Gray	Gray Clouds	Morris Room Gray
Sherwin-Williams® N°	9137	6142	7051	7658	0037
DUO-SIL ULTRA®	39137	36142	30612	39084	30118
OSI QUAD® MAX	844	NA	403	517	486
OSI QUAD®	844	407	403	517	486








Allura Spectrum®	Pewter Tankard	Evergreen Fog	Connected Gray	Downing Slate	Anonymous
Sherwin-Williams® N°	0023	9130	6165	2819	7046
DUO-SIL ULTRA®	30018	31103	30105	32468	37046
OSI QUAD® MAX	307	NA	750	529	313
OSI QUAD®	307	733	750	529	313


Note: Colors represented in this chart are representations. Actual color of manufactured products may vary from chart.

This Technical Bulletin is provided for informational purposes and intended as a guideline and is not intended to be a warranty or promise as to product performance. Please refer to Allura's applicable written installation instructions and Limited Warranties for more information. Please comply with applicable building codes effective in the city, state, or town where the installation is occurring. In the event there are discrepancies between Allura's installation instruction and applicable building code, adhere to the requirement that is more stringent. Failure to do so may violate laws, affect product performance, result in personal injury, and may affect warranty coverage. Compliance with local building codes, regulations, and standards is the responsibility of the installer. Any information or assistance provided by Allura in relation to specific projects must be approved by the relevant specialists engaged for the project eg, builder, architect, or engineer.





Allura Spectrum®	Olive Grove	Virtual Taupe	Toile Red	Peppercorn	Urbane Bronze
Sherwin-Williams® Nº	7734	7039	0006	7674	7048
DUO-SIL ULTRA®	37734	37039	30006	32939	32479
OSI QUAD® MAX	762	277	NA	581	563
OSI QUAD®	NA	277	937	581	NA



Allura Spectrum®	Black Fox	Gale Force	Iron Ore	Naval	Tricorn Black
Sherwin-Williams® Nº	7020	7605	7069	6244	6258
DUO-SIL ULTRA®	32479	33524	32466	32964	33003
OSI QUAD® MAX	458	849	545	843	009
OSI QUAD®	NA	849	545	NA	NA

Note: Colors represented in this chart are representations. Monitor and printer settings may change the appearance of the colors displayed. Actual color of manufactured products may vary from chart. Always refer to a physical color swatch for accurate color representation.

Always do a test prior to installation to ensure satisfaction with the caulk color(s) selected and the Allura Spectrum pre-finished siding. Allura is not responsible for the color match of the caulk and the Allura Spectrum pre-finished siding.

ADDITIONAL INFORMATION

For additional resources, including our most current installation instructions and code reports, please visit our website at www.allurausa.com. For technical services email technical.services@elementia.com or call 844.4.ALLURA.

This Technical Bulletin is provided for informational purposes and intended as a guideline and is not intended to be a warranty or promise as to product performance. Please refer to Allura's applicable written installation instructions and Limited Warranties for more information. Please comply with applicable building codes effective in the city, state, or town where the installation is occurring. In the event there are discrepancies between Allura's installation instruction and applicable building code, adhere to the requirement that is more stringent. Failure to do so may violate laws, affect product performance, result in personal injury, and may affect warranty coverage. Compliance with local building codes, regulations, and standards is the responsibility of the installer. Any information or assistance provided by Allura in relation to specific projects must be approved by the relevant specialists engaged for the project eg. builder, architect, or engineer.

