




MAZE® NAILS Double Hot Dip Collated* Siding Nails Color N°

| Allura Spectrum® Color | Sherwin-Williams® Color N° | Siding Nails Color N° |
|------------------------|----------------------------|-----------------------|
| Accessible Beige | 7036 | 227 |
| Agreeable Gray | 7029 | 386 |
| Alabaster | 7008 | 58 |
| Analytical Gray | 7051 | 9791 |
| Anonymous | 7046 | 146 |
| Black Fox | 7020 | 358 |
| Connected Gray | 6165 | 9 |
| Creamy | 7012 | 58 |
| Downing Slate | 2819 | 354 |
| Evergreen Fog | 9130 | 197 |
| Gale Force | 7605 | 64 |
| Gray Clouds | 7658 | 400 |
| Iron Ore | 7069 | 370 |
| Macadamia | 6142 | 59 |
| Morris Room Gray | 0037 | 327 |
| Naval | 6244 | 318 |
| Niebla Azul | 9137 | 182 |
| Olive Grove | 7734 | 78 |
| Peppercorn | 7674 | 348 |
| Pewter Tankard | 0023 | 116 |
| Pure White | 7005 | 61 |
| Toile Red | 0006 | 30 |
| Tricorn Black | 6258 | 20 |
| Urbane Bronze | 7048 | 503 |
| Virtual Taupe | 7039 | 299 |


**Paint chipping is unavoidable due to the high impact of the pneumatic driver*

This Technical Bulletin is provided for informational purposes and intended as a guideline and is not intended to be a warranty or promise as to product performance. Please refer to Allura's applicable written installation instructions and Limited Warranties for more information. Please comply with applicable building codes effective in the city, state, or town where the installation is occurring. In the event there are discrepancies between Allura's installation instruction and applicable building code, adhere to the requirement that is more stringent. Failure to do so may violate laws, affect product performance, result in personal injury, and may affect warranty coverage. Compliance with local building codes, regulations, and standards is the responsibility of the installer. Any information or assistance provided by Allura in relation to specific projects must be approved by the relevant specialists engaged for the project eg. builder, architect, or engineer.






| | | | | | |
|----------------------|------------|-----------|--------|----------------|------------------|
| Allura Spectrum® | Pure White | Alabaster | Creamy | Agreeable Gray | Accessible Beige |
| Sherwin-Williams® Nº | 7005 | 7008 | 7012 | 7029 | 7036 |
| MAZE® Color Nº | 61 | 58 | 58 | 386 | 227 |




| | | | | | |
|----------------------|-------------|-----------|-----------------|-------------|------------------|
| Allura Spectrum® | Niebla Azul | Macadamia | Analytical Gray | Gray Clouds | Morris Room Gray |
| Sherwin-Williams® Nº | 9137 | 6142 | 7051 | 7658 | 0037 |
| MAZE® Color Nº | 182 | 59 | 9791 | 400 | 327 |




| | | | | | |
|----------------------|----------------|---------------|----------------|---------------|-----------|
| Allura Spectrum® | Pewter Tankard | Evergreen Fog | Connected Gray | Downing Slate | Anonymous |
| Sherwin-Williams® Nº | 0023 | 9130 | 6165 | 2819 | 7046 |
| MAZE® Color Nº | 116 | 197 | 9 | 354 | 146 |

This Technical Bulletin is provided for informational purposes and intended as a guideline and is not intended to be a warranty or promise as to product performance. Please refer to Allura's applicable written installation instructions and Limited Warranties for more information. Please comply with applicable building codes effective in the city, state, or town where the installation is occurring. In the event there are discrepancies between Allura's installation instruction and applicable building code, adhere to the requirement that is more stringent. Failure to do so may violate laws, affect product performance, result in personal injury, and may affect warranty coverage. Compliance with local building codes, regulations, and standards is the responsibility of the installer. Any information or assistance provided by Allura in relation to specific projects must be approved by the relevant specialists engaged for the project eg, builder, architect, or engineer.





| | | | | | |
|----------------------|-------------|---------------|-----------|------------|---------------|
| Allura Spectrum® | Olive Grove | Virtual Taupe | Toile Red | Peppercorn | Urbane Bronze |
| Sherwin-Williams® Nº | 7734 | 7039 | 0006 | 7674 | 7048 |
| MAZE® Color Nº | 78 | 299 | 30 | 348 | 503 |



| | | | | | |
|----------------------|-----------|------------|----------|-------|---------------|
| Allura Spectrum® | Black Fox | Gale Force | Iron Ore | Naval | Tricorn Black |
| Sherwin-Williams® Nº | 7020 | 7605 | 7069 | 6244 | 6258 |
| MAZE® Color Nº | 358 | 64 | 370 | 318 | 20 |


Note: Colors represented in this chart are representations. Monitor and printer settings may change the appearance of the colors displayed. Actual color of manufactured products may vary from chart. Always refer to a physical color swatch for accurate color representation.

ADDITIONAL INFORMATION

Always refer to the most current version of the Allura Installation Manual and relevant jurisdictional Evaluation Report for fastener specifications and assembly design.

MAZE® NAILS

- 15° plastic coil nails are available in both double hot-dipped galvanized (ASTM A153 compliant) and type 304 stainless steel
- Available in ring-shank and smooth-shank
- Lengths from 1-½ to 3-inch
- Made to order with minimum shipping and lead-times
- Made in the U.S.A.
- Go to www.mazenails.com for more information



This Technical Bulletin is provided for informational purposes and intended as a guideline and is not intended to be a warranty or promise as to product performance. Please refer to Allura's applicable written installation instructions and Limited Warranties for more information. Please comply with applicable building codes effective in the city, state, or town where the installation is occurring. In the event there are discrepancies between Allura's installation instruction and applicable building code, adhere to the requirement that is more stringent. Failure to do so may violate laws, affect product performance, result in personal injury, and may affect warranty coverage. Compliance with local building codes, regulations, and standards is the responsibility of the installer. Any information or assistance provided by Allura in relation to specific projects must be approved by the relevant specialists engaged for the project eg. builder, architect, or engineer.

